

Mobile Wireless Subscribers¹ in Canada

Number of Subscribers


	1984	1985		1986		1987	
	Year	Year		Year		Year	
	Subscribers to Date	Net Additions	Subscribers to Date	Net Additions	Subscribers to Date	Net Additions	Subscribers to Date
Cleartnet Total (PCS + Mike)⁴							
PCS Postpaid							
PCS prepaid							
Mike							
Microcell Total (PCS)							
Prepaid							
Postpaid							
Total ILEC Affiliate²		6,000	6,000	19,000	25,000	25,000	50,000
Bell Wireless Alliance							
TELUS Mobility ⁴							
Rogers AT&T Wireless Total (Cellular + PCS)				17,000	17,000	27,700	44,700
Cellular Total (Prepaid + Postpaid)				17,000	17,000	27,700	44,700
Prepaid							
Postpaid				17,000	17,000	27,700	44,700
PCS							
Total Subscribers	0	6,000	6,000	36,000	42,000	52,700	94,700

¹Subscriber figures have been rounded in some cases.

²Until 1999, Mobility Canada only provided consolidated Cellular, PCS and Prepaid subscriber figures.

³NA - Data is not available.


⁴For Q4 2000, TELUS Mobility Net Additions includes Cleartnet PCS and Mike

 Service not yet launched.

Subscriber Growth

	1984	1985		1986		1987	
	Year	Year		Year		Year	
	Subscribers to Date	Net Additions	Subscribers to Date	Net Additions	Subscribers to Date	Net Additions	Subscribers to Date
Over Previous Quarter							
Over Same Quarter of Previous Year							
Over Year-End of Previous Year							
Annual				500.0%	600.0%	46.4%	125.5%

¹NA - Data is not available.

 Not applicable.

Source: Company Reports

Mobile Wireless Subscribers¹ in Canada

Number of Subscribers

	1988		1989		1990		1991	
	Year		Year		Year		Year	
	Net Additions	Subscribers to Date	Net Additions	Subscribers to Date	Net Additions	Subscribers to Date	Net Additions	Subscribers to Date
Clearnet Total (PCS + Mike)⁴								
PCS Postpaid								
PCS prepaid								
Mike								
Microcell Total (PCS)								
Prepaid								
Postpaid								
Total ILEC Affiliate²	50,000	100,000	60,000	160,000	100,000	260,000	165,000	425,000
Bell Wireless Alliance								
TELUS Mobility ⁴								
Rogers AT&T Wireless Total (Cellular + PCS)	50,200	94,900	62,307	157,207	108,455	265,662	80,398	346,060
Cellular Total (Prepaid + Postpaid)	50,200	94,900	62,307	157,207	108,455	265,662	80,398	346,060
Prepaid								
Postpaid	50,200	94,900	62,307	157,207	108,455	265,662	80,398	346,060
PCS								
Total Subscribers	100,200	194,900	122,307	317,207	208,455	525,662	245,398	771,060

¹Subscriber figures have been rounded in some cases.

²Until 1999, Mobility Canada only provided consolidated Cellular, PCS and Prepaid subscriber figures.

³NA - Data is not available.

⁴For Q4 2000, TELUS Mobility Net Additions includes Clearnet PCS and Mike Service not yet launched.

Subscriber Growth

	1988		1989		1990		1991	
	Year		Year		Year		Year	
	Net Additions	Subscribers to Date	Net Additions	Subscribers to Date	Net Additions	Subscribers to Date	Net Additions	Subscribers to Date
Over Previous Quarter								
Over Same Quarter of Previous Year								
Over Year-End of Previous Year								
Annual	90.1%	105.8%	22.1%	62.8%	70.4%	65.7%	17.7%	46.7%

¹NA - Data is not available.

Not applicable.

Source: Company Reports

Mobile Wireless Subscribers¹ in Canada


Number of Subscribers

	1992		1993		1994		1995	
	Year		Year		Year		Year	
	Net Additions	Subscribers to Date	Net Additions	Subscribers to Date	Net Additions	Subscribers to Date	Net Additions	Subscribers to Date
Clearnet Total (PCS + Mike)⁴								
PCS Postpaid								
PCS prepaid								
Mike								
Microcell Total (PCS)								
Prepaid								
Postpaid								
Total ILEC Affiliate²	139,000	564,000	184,000	748,000	327,000	1,075,000	460,000	1,535,000
Bell Wireless Alliance								
TELUS Mobility ⁴								
Rogers AT&T Wireless Total (Cellular + I)	113,750	459,810	113,577	573,387	220,495	793,882	255,505	1,049,387
Cellular Total (Prepaid + Postpaid)	113,750	459,810	113,577	573,387	220,495	793,882	255,505	1,049,387
Prepaid								
Postpaid	113,750	459,810	113,577	573,387	220,495	793,882	255,505	1,049,387
PCS								
Total Subscribers	252,750	1,023,810	297,577	1,321,387	547,495	1,868,882	715,505	2,584,387

¹Subscriber figures have been rounded in some cases.

²Until 1999, Mobility Canada only provided consolidated Cellular, PCS and Prepaid subscriber figures.


³NA - Data is not available.

⁴For Q4 2000, TELUS Mobility Net Additions includes Clearnet PCS and Mike
 Service not yet launched.

Subscriber Growth

	1992		1993		1994		1995	
	Year		Year		Year		Year	
	Net Additions	Subscribers to Date	Net Additions	Subscribers to Date	Net Additions	Subscribers to Date	Net Additions	Subscribers to Date
Over Previous Quarter								
Over Same Quarter of Previous Year								
Over Year-End of Previous Year								
Annual	3.0%	32.8%	17.7%	29.1%	84.0%	41.4%	30.7%	38.3%

¹NA - Data is not available.

 Not applicable.

Source: Company Reports

Mobile Wireless Subscribers¹ in Canada

Number of Subscribers

	1996									
	Q1		Q2		Q3		Q4		Year	
	Net Additions	Subscribers to Date	Net Additions	Subscribers to Date	Net Additions	Subscribers to Date	Net Additions	Subscribers to Date	Net Additions	Subscribers to Date
Cleartnet Total (PCS + Mike)⁴							5,065	5,065	5,065	5,065
PCS Postpaid										
PCS prepaid										
Mike							5,065	5,065	5,065	5,065
Microcell Total (PCS)							2,030	2,030	2,030	2,030
Prepaid										
Postpaid							2,030	2,030	2,030	2,030
Total ILEC Affiliate²	66,000	1,601,000	127,000	1,728,000	100,000	1,828,000	210,000	2,038,000	503,000	2,038,000
Bell Wireless Alliance										
TELUS Mobility ⁴										
Rogers AT&T Wireless Total (Cellular + PCS)	75,238	1,124,625	62,094	1,186,719	63,041	1,249,760	119,856	1,369,616	320,229	1,369,616
Cellular Total (Prepaid + Postpaid)	75,238	1,124,625	62,094	1,186,719	63,041	1,249,760	NA ³	NA	NA	NA
Prepaid										
Postpaid	75,238	1,124,625	62,094	1,186,719	63,041	1,249,760	NA	NA	NA	NA
PCS							NA	NA	NA	NA
Total Subscribers	141,238	2,725,625	189,094	2,914,719	163,041	3,077,760	336,951	3,414,711	830,324	3,414,711

¹Subscriber figures have been rounded in some cases.

²Until 1999, Mobility Canada only provided consolidated Cellular, PCS and Prepaid subscriber figures.

³NA - Data is not available.

⁴For Q4 2000, TELUS Mobility Net Additions includes Cleartnet PCS and Mike Service not yet launched.

Subscriber Growth

	1996									
	Q1		Q2		Q3		Q4		Year	
	Net Additions	Subscribers to Date	Net Additions	Subscribers to Date	Net Additions	Subscribers to Date	Net Additions	Subscribers to Date	Net Additions	Subscribers to Date
Over Previous Quarter	¹ NA	5.5%	33.9%	6.9%	-13.8%	5.6%	106.7%	10.9%		
Over Same Quarter of Previous Year	NA	NA	NA	NA	NA	NA	NA	32.1%		
Over Year-End of Previous Year		5.5%		12.8%		19.1%		32.1%		
Annual									16.0%	32.1%

¹NA - Data is not available.

Not applicable.

Source: Company Reports

Mobile Wireless Subscribers¹ in Canada

Number of Subscribers

	1997									
	Q1		Q2		Q3		Q4		Year	
	Net Additions	Subscribers to Date	Net Additions	Subscribers to Date	Net Additions	Subscribers to Date	Net Additions	Subscribers to Date	Net Additions	Subscribers to Date
Cleartnet Total (PCS + Mike)⁴	4,779	9,844	8,631	18,475	11,175	29,650	65,575	95,225	90,160	95,225
PCS Postpaid							50,676	50,676	50,676	50,676
PCS prepaid										
Mike	4,779	9,844	8,631	18,475	11,175	29,650	14,899	44,549	39,484	44,549
Microcell Total (PCS)	2,526	4,556	5,541	10,097	12,401	22,498	43,169	65,667	63,637	65,667
Prepaid										
Postpaid	2,526	4,556	5,541	10,097	12,401	22,498	43,169	65,667	63,637	65,667
Total ILEC Affiliate²	81,000	2,119,000	107,000	2,226,000	96,000	2,322,000	172,000	2,494,000	456,000	2,494,000
Bell Wireless Alliance										
TELUS Mobility ⁴										
Rogers AT&T Wireless Total (Cellular + Prepaid)	46,163	1,415,779	44,006	1,459,785	29,223	1,489,008	63,119	1,552,127	182,511	1,552,127
Cellular Total (Prepaid + Postpaid)	NA ³	NA	NA	NA	NA	NA	NA	NA	NA	NA
Prepaid										
Postpaid	NA	NA	NA	NA	NA	NA	NA	NA	NA	NA
PCS	NA	NA	NA	NA	NA	NA	NA	NA	NA	NA
Total Subscribers	134,468	3,549,179	165,178	3,714,357	148,799	3,863,156	343,863	4,207,019	792,308	4,207,019

¹Subscriber figures have been rounded in some cases.

²Until 1999, Mobility Canada only provided consolidated Cellular, PCS and Prepaid subscriber figures.

³NA - Data is not available.

⁴For Q4 2000, TELUS Mobility Net Additions includes Cleartnet PCS and Mike Service not yet launched.

Subscriber Growth

	1997									
	Q1		Q2		Q3		Q4		Year	
	Net Additions	Subscribers to Date	Net Additions	Subscribers to Date	Net Additions	Subscribers to Date	Net Additions	Subscribers to Date	Net Additions	Subscribers to Date
Over Previous Quarter	-60.1%	3.9%	22.8%	4.7%	-9.9%	4.0%	131.1%	8.9%		
Over Same Quarter of Previous Year	-4.8%	30.2%	-12.6%	27.4%	-8.7%	25.5%	2.1%	23.2%		
Over Year-End of Previous Year		3.9%		8.8%		13.1%		23.2%		
Annual									-4.6%	23.2%

¹NA - Data is not available.

Not applicable.

Source: Company Reports

Mobile Wireless Subscribers¹ in Canada

Number of Subscribers


	1998									
	Q1		Q2		Q3		Q4		Year	
	Net Additions	Subscribers to Date	Net Additions	Subscribers to Date	Net Additions	Subscribers to Date	Net Additions	Subscribers to Date	Net Additions	Subscribers to Date
Cleartnet Total (PCS + Mike)⁴	46,920	142,145	52,410	194,555	48,148	242,703	65,770	308,473	213,248	308,473
PCS Postpaid	34,032	84,708	35,754	120,462	34,498	154,960	39,418	194,378	143,702	194,378
PCS prepaid										
Mike	12,888	57,437	16,656	74,093	13,650	87,743	26,352	114,095	69,546	114,095
Microcell Total (PCS)	31,500	97,167	52,679	149,846	30,992	180,838	101,336	282,174	216,507	282,174
Prepaid							61,941	61,941	61,941	61,941
Postpaid	31,500	97,167	52,679	149,846	30,992	180,838	39,395	220,233	154,566	220,233
Total ILEC Affiliate²	61,000	2,555,000	107,000	2,662,000	110,000	2,772,000	217,000	2,989,000	495,000	2,989,000
Bell Wireless Alliance										
TELUS Mobility ⁴										
Rogers AT&T Wireless Total (Cellular + I)	12,200	1,564,400	24,900	1,590,300	44,000	1,634,300	103,300	1,737,500	185,500	1,737,600
Cellular Total (Prepaid + Postpaid)	NA ³	1,240,400	-51,100	1,190,300	0	1,190,300	22,300	1,212,600	NA	1,212,600
Prepaid			15,900	15,900	46,000	61,900	58,500	120,400	120,400	120,400
Postpaid	NA	1,240,400	-67,000	1,174,400	-46,000	1,128,400	-36,200	1,092,200	NA	1,092,200
PCS	NA	324,000	76,000	400,000	44,000	444,000	81,000	525,000	NA	525,000
Total Subscribers	151,620	4,358,712	236,989	4,596,701	233,140	4,829,841	487,406	5,317,247	1,110,255	5,317,247

¹Subscriber figures have been rounded in some cases.

²Until 1999, Mobility Canada only provided consolidated Cellular, PCS and Prepaid subscriber figures.

³NA - Data is not available.


⁴For Q4 2000, TELUS Mobility Net Additions includes Cleartnet PCS and Mike

 Service not yet launched.

Subscriber Growth

	1998									
	Q1		Q2		Q3		Q4		Year	
	Net Additions	Subscribers to Date	Net Additions	Subscribers to Date	Net Additions	Subscribers to Date	Net Additions	Subscribers to Date	Net Additions	Subscribers to Date
Over Previous Quarter	-55.9%	3.6%	56.3%	5.5%	-1.6%	5.1%	109.1%	10.1%		
Over Same Quarter of Previous Year	12.8%	22.8%	43.5%	23.8%	56.7%	25.0%	41.7%	26.4%		
Over Year-End of Previous Year		3.6%		9.3%		14.8%		26.4%		
Annual									40.1%	26.4%

¹NA - Data is not available.

 Not applicable.

Source: Company Reports

Mobile Wireless Subscribers¹ in Canada

Number of Subscribers


	Q1		Q2		1999		Q4		Year	
	Net Additions	Subscribers to Date	Net Additions	Subscribers to Date	Net Additions	Subscribers to Date	Net Additions	Subscribers to Date	Net Additions	Subscribers to Date
Cleartnet Total (PCS + Mike)⁴	38,457	346,930	61,573	408,503	56,205	464,708	94,623	559,331	250,858	559,331
PCS Postpaid	21,977	216,355	39,318	255,673	32,700	288,373	60,837	349,210	154,832	349,210
PCS prepaid										
Mike	16,480	130,575	22,255	152,830	23,505	176,335	33,786	210,121	96,026	210,121
Microcell Total (PCS)	62,169	344,343	60,234	404,577	54,815	459,392	125,095	584,487	302,313	584,487
Prepaid	44,454	106,395	42,881	149,276	32,493	181,769	54,670	236,439	174,498	236,439
Postpaid	17,715	237,948	17,353	255,301	22,322	277,623	70,425	348,048	127,815	348,048
Total ILEC Affiliate²	109,000	3,098,000	132,000	3,230,000	145,000	3,375,000	211,377	3,586,377	597,377	3,586,377
Bell Wireless Alliance										
TELUS Mobility ⁴										
Rogers AT&T Wireless Total (Cellular + I)	62,600	1,800,100	109,500	1,909,600	99,100	2,008,700	144,300	2,153,000	415,500	2,153,000
Cellular Total (Prepaid + Postpaid)	-12,300	1,200,100	19,500	1,219,600	14,100	1,233,700	39,300	1,273,000	60,600	1,273,000
Prepaid	24,600	145,000	36,400	181,400	36,200	217,600	74,200	291,800	171,400	291,800
Postpaid	-36,900	1,055,100	-16,900	1,039,200	-22,100	1,017,100	-34,900	982,200	-110,800	982,200
PCS	75,000	600,000	90,000	690,000	85,000	775,000	105,000	880,000	355,000	880,000
Total Subscribers	272,226	5,589,373	363,307	5,952,680	355,120	6,307,800	575,395	6,883,195	1,566,048	6,883,195

¹Subscriber figures have been rounded in some cases.

²Until 1999, Mobility Canada only provided consolidated Cellular, PCS and Prepaid subscriber figures.

³NA - Data is not available.


⁴For Q4 2000, TELUS Mobility Net Additions includes Cleartnet PCS and Mike

 Service not yet launched.

Subscriber Growth

	Q1		Q2		1999		Q4		Year	
	Net Additions	Subscribers to Date	Net Additions	Subscribers to Date	Net Additions	Subscribers to Date	Net Additions	Subscribers to Date	Net Additions	Subscribers to Date
Over Previous Quarter	-44.1%	5.1%	33.5%	6.5%	-2.3%	6.0%	62.0%	9.1%		
Over Same Quarter of Previous Year	79.5%	28.2%	53.3%	29.5%	52.3%	30.6%	18.1%	29.5%		
Over Year-End of Previous Year		5.1%		12.0%		18.6%		29.5%		
Annual									41.1%	29.5%

¹NA - Data is not available.

 Not applicable.

Source: Company Reports

Mobile Wireless Subscribers¹ in Canada

Number of Subscribers

	2000									
	Q1		Q2		Q3		Q4		Year	
	Net Additions	Subscribers to Date	Net Additions	Subscribers to Date	Net Additions	Subscribers to Date	Net Additions	Subscribers to Date	Net Additions	Subscribers to Date
Cleartnet Total (PCS + Mike)⁴	53,211	612,542	59,933	672,475	58,665	731,140	0	731,140	171,809	731,140
PCS Postpaid	25,057	374,267	24,033	398,300	11,961	410,261	0	410,261	61,051	410,261
PCS prepaid					25,380	25,380	0	25,380	25,380	50,760
Mike	28,154	238,275	35,900	274,175	21,324	295,499	0	295,499	85,378	295,499
Microcell Total (PCS)	69,822	654,309	68,430	722,739	65,134	787,873	134,654	922,527	338,040	922,527
Prepaid	41,548	277,987	39,366	317,353	40,871	358,224	96,485	454,709	218,270	454,709
Postpaid	28,274	376,322	29,064	405,386	24,263	429,649	38,169	467,818	119,770	467,818
Total ILEC Affiliate²	103,370	3,689,747	239,591	3,929,338	224,157	4,153,495	410,158	4,563,653	977,276	4,563,653
Bell Wireless Alliance	0	2,525,747	189,591	2,715,338	157,157	2,872,495	244,058	3,116,553	590,806	3,116,553
TELUS Mobility ⁴	0	1,164,000	50,000	1,214,000	67,000	1,281,000	166,100	1,447,100	283,100	1,447,100
Rogers AT&T Wireless Total (Cellular +	50,100	2,203,100	98,100	2,301,200	66,000	2,367,300	146,600	2,513,900	360,800	2,513,900
Cellular Total (Prepaid + Postpaid)	-39,900	1,233,100	18,100	1,251,200	-14,000	1,237,200	-3,400	1,233,800	-39,200	1,233,800
Prepaid	30,600	322,400	29,684	352,084	16,236	368,320	98,680	467,000	175,200	467,000
Postpaid	-70,500	910,700	-11,584	900,116	-30,236	869,880	-102,080	767,800	-214,400	766,800
PCS	90,000	970,000	80,000	1,050,000	80,000	1,130,000	150,000	1,280,000	400,000	1,280,000
Total Subscribers	276,503	7,159,698	466,054	7,625,752	413,956	8,039,808	691,412	8,731,220	1,847,925	8,731,220


¹Subscriber figures have been rounded in some cases.

²Until 1999, Mobility Canada only provided consolidated Cellular, PCS and Prepaid subscriber figures.

Ilec Affiliate is an Estimate.

³NA - Data is not available.


⁴For Q4 2000, TELUS Mobility Net Additions includes Cleartnet PCS and Mike

 Service not yet launched.

Subscriber Growth

	2000									
	Q1		Q2		Q3		Q4		Year	
	Net Additions	Subscribers to Date	Net Additions	Subscribers to Date	Net Additions	Subscribers to Date	Net Additions	Subscribers to Date	Net Additions	Subscribers to Date
Over Previous Quarter	-51.9%	4.0%	68.6%	6.5%	-11.2%	5.4%	67.0%	8.6%		
Over Same Quarter of Previous Year	1.6%	28.1%	28.3%	28.1%	16.6%	27.5%	20.2%	26.8%		
Over Year-End of Previous Year		4.0%		10.8%		16.8%		26.8%		
Annual									18.0%	26.8%

¹NA - Data is not available.

 Not applicable.

Source: Company Reports